

Swivel castor with total brake mounted behind:







360h 00G050x ZLC

On request

RHOMBUS 



## Technical data

Diameter		50 mm
Tread width		2x20 mm
Height		73 mm
Offset		25 mm
Bolt hole diameter		10 mm
Load capacity		60 kg

## Technical description

sheet steel metal housing

swivel bearing with double ball race

zinc passivated



## Wheel

polyamide black

plain bearing