

Swivel castor with total brake mounted behind:









360h 33G050b ZPC

On request

RHOMBUS 



## Technical data

Diameter		50 mm
Tread width		2x18 mm
Height		73 mm
Offset		25 mm
Top plate dimensions		60x60 mm
Top plate hole diameter		6 mm
Dist. between holes		46x46 mm
Load capacity		60 kg

## Technical description

sheet steel metal housing

swivel bearing with double ball race

zinc passivated



## Wheel

solid rubber tyre blue-grey (Shore A 80)

plastic wheel centre grey

plain bearing

Attention: wheel in Ø 50 mm riveted!