









Swivel castor:

340a 29G075r ZPC-5

On request



Technical data

| | | |
|-------------------------|---|----------|
| Diameter |  | 75 mm |
| Tread width |  | 25 mm |
| Height |  | 100 mm |
| Offset |  | 28 mm |
| Top plate dimensions |  | 60X60 mm |
| Top plate hole diameter |  | 6,3 mm |
| Dist. between holes |  | 43x43 mm |
| Load capacity |  | 60 kg |

Technical description

sheet steel metal housing

swivel bearing with double ball race

zinc passivated

Wheel

thermoplastic elastomer tyre (TPE) iron grey RAL 7011 (Shore A 80)

plastic wheel centre silver grey RAL7001

without thread guard

plain bearing

Contact discoloration on unsealed grounds possible!>>