








Swivel castor: 2SH 150 PT2H

On request



Technical data

Diameter		150 mm
Tread width		2x38 mm
Height		202 mm
Offset		65 mm
Top plate dimensions		150x110 mm
Top plate hole diameter		12/10 mm
Dist. between holes		120/105x60/75 mm
Load capacity		1240 kg

Technical description

heavy steel welded construction with special turntable

zinc passivated

article 2SH?W including wheel brake

also available with directional lock 2SH...D

