







Swivel castor with total brake mounted behind:

357h 29K150r Z522

RHOMBUS 



Technical data

| | | |
|---------------|---|-------------------|
| Diameter |  | 150 mm |
| Tread width |  | 32 mm |
| Height |  | 183,5 mm |
| Offset |  | 38 mm |
| Stem size |  | 24x45 M8/19 mm |
| Load capacity |  | 120 kg |

Technical description

sheet steel metal housing

swivel bearing with double ball race

zinc passivated

also available with plate PD (77x67 mm) and bolt hole LC (11 mm)



Wheel

thermoplastic elastomer tyre (TPE) iron grey RAL 7011 (Shore A 80)

plastic wheel centre and thread guard silver grey RAL7001

precision ball bearing

Contact discoloration on unsealed grounds possible!>>